

//////ACCELE Hand Movement Sensor Switch

Activate a Switch Without Touching Anything



Prevent the Spread of Viruses !

Activate the switch by moving your hand within the adjustable 2" to 8" of the switch !


Specifications:

Hand Movement Activated Switch
 Activation Distance: 5-20CM (2"- 8")
 Output: NO/NC/COM
 Voltage: 12VDC/24VDC
 Current: 1 Amp
 Timer delay: 0.5-20 Sec
 Built in LEDs: Green and Red LED
 Momentary or toggle on/off output
 Waterproof: IP55
 Stainless Steel housing
 Size: Dia. 22mm X Length 32.5mm

HMS200




Many applications !



Open the gate and print parking ticket without touching a button or switch!



Just move your hand within the adjustable 2" to 8" of the switch !



Robotics



Vending Machines
Slott machines



Used for
Obstacle Detection



Turn lights
On /Off



ACCELE

Hand Movement Sensor Switch



Activate the switch by moving your hand within the adjustable 2" to 8" of the switch !

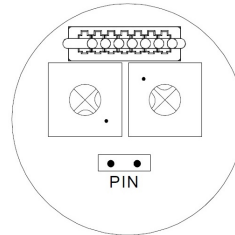
Specifications:

Hand Movement Activated Switch
 Activation Distance: 5-20CM (2"- 8")
 Output: NO/NC/COM
 Voltage: 12VDC/24VDC
 Current: 1 Amp
 Timer delay: 0.5-20 Sec
 Built in LEDs: Green and Red LED
 Waterproof: IP55
 Size: Dia. 22mm x Length 32.5mm

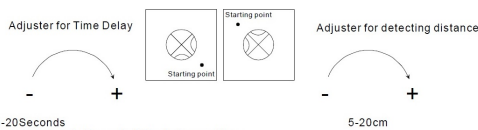
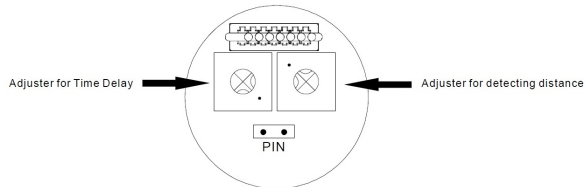
| | | | | | | | | |
|--|---|--|--|--|---|---|---|--|
| | Voltage: 12V DC ou-or oder 24V DC +/- 10 % | | Waterproof: Ip65 | | Circuit Grade: 30V DC 1 A | | Timer Delay: 0.5 - 20 secs (Pulse Mode) | Size(mm): 39.1 M22 2.25 13.50 3.50 31.50 7x AWG 28 x L200 |
| | Current: max.45 mA | | Reaction Distance: 5-20CM | | Operating Rating: -10 + 55° C | | | |
| | Weight: 0,025 kg | | Mode: 1 changeover contact (NO/NC/COM) | | | Relay Output: 30V/1A LED Indication: Red/Green Material: Stainless Steel | | |

CONNECTION

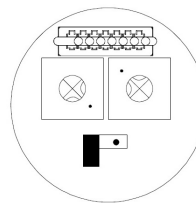
| | |
|--|-----------------------|
| Red | 12-24 V DC |
| Black | 0 V DC |
| Yellow: Green LED controlled in EXT mode | LED green |
| White: Red LED controlled in EXT mode | LED red |
| Green: N.O | } Change-over Contact |
| Blue :COM | |
| Purple: N.C | |



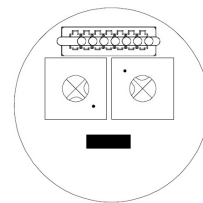
* Settings



* INT/EXT MODE



INT: Factory Setting, with Jumper open
 LEDs will be controlled by IR button



EXT: with Jumper closed
 LEDs will be controlled by system